

Hackteria's

Empathetic

Taxidermia

Zine



Helsinki 2016

DKI WONDER LAB
ハクテリア 合宿

TEMPORARY

Questions & Answers

Experiments

Activity

Proposals

Visit us

EXPERIMENT #1.2: HACKTERIA'S EMPATHETIC TAXIDERMIA LAB

[Hackteria's Empathetic Taxidermia Lab](#) is a durational, collaborative and explorative experimentation on taxidermy with Marc Dusseiller aka dusjagr, a co-founder of the Hackteria network. The aim of the lab is to investigate artistic practices and traditional craft with living/non-living media to reconnect us with our ecosystem and ourselves.

The pre-festival lab will be set up between 8th and 20th September at Temporary and the outcomes will be shown as part of [Pixelache Festival on the 24th September](#). See our instances of this experiments below and follow the summary of all the processes on [Hackteria's Empathetic Taxidermia Lab](#).

Overview of Schedule

Ongoing 8-21- Sep: "[Taxidermia Lab](#)" - Join us at anytime to collaborate, 14-20h

Saturday 10. Sep: "[Lab Inauguration & Apéro](#)" - Come and join!

Tuesday, 13. Sep: "[Bring your own Rat](#)" - OpenTaxidermia Lab evening, 17-21h

Sat & Sun 17/18. Sep: "[Next Gen Taxidermy 2.0 Kit Making Workshop](#)", 14-18h

Wednesday, 21. Sep: "[Bring your own feces](#)" - OpenTaxidermia Lab Final Reflection, 17-21h

Intensive Workshop "Next Gen Taxidermy 2.0 Kit Making"

Sat & Sun 17/18. Sep: "[Next Gen Taxidermy 2.0 Kit Making Workshop](#)", 14-18h

During this workshop we will look into more depth of the tools and materials used for taxidermia of various different species (and feces) with the goal to enable more people to get started within this interesting and sometimes empathetically conflicting topic. We will investigate different available instructions in print and online media and collaboratively develop a contemporary kit/instruction to be shared and communicated.

Cultural Historic Context

Preservation

Mummies ~ 3000 BC

Taxidermia

Preservation
in Formaldehyde

Potter 1850

Plastification

PEGilation

Mindaugas Gapševičius

Mummification and postmortem life

Lina Rukeviciute, Mindaugas Gapševičius. Excerpts from Introduction to Posthuman Aesthetics (work in progress).

Mummification refers back to the times when humans believed in postmortem life into which they would be reborn through their preserved bodies. In ancient Egypt an intact body was an integral part of a person's afterlife. Mummification process in that sense was an important element which dealt with the basic human fear — the fear of death. In addition, later in history mummies not only saved the afterlife of the dead, but also were thought to save lives of those still alive: until the 1920s ground mummies were used as a drug, and this ground powder was believed to cure any disease, not considering it any form of cannibalism (Wells, S. A.).

Since Ancient Egypt this belief in afterlife has gone through many stages and even transformed into the new belief of immortality without body, suggesting alternative modes of further existence such as downloading your brain into the silicon machine (transferring yourself into a state of Singularity (Kurzweil, R.)). Some further techniques of preserving our bodies have also been discovered and applied in science (paraffin impregnation, mummification, embalming, plastination, cryopreservation) however none of the above has yet proved to be a success in a sense of hacking life.

The mummification process itself consisted of several stages such as removing inner parts of body, drying the body in natron salt, embalming it with resins, cassia, cedar oil, myrrh, cassia, and palm wine (as drying or anti-microbial agents) and wrapping it up with linen¹. This helped to protect the body from decay and allowed to preserve human skin and flesh for a very long time (MOS).

References

- Wells S. A. American Drugs in Egyptian Mummies
<http://www.faculty.ucr.edu/~legneref/ethnic/mummy.htm>
Kurzweil, R. The Singularity is Near, Penguin Group, 2005
MOS. Mummification in ancient Egypt, article online <http://legacy.mos.org/quest/mummyegypt.php>

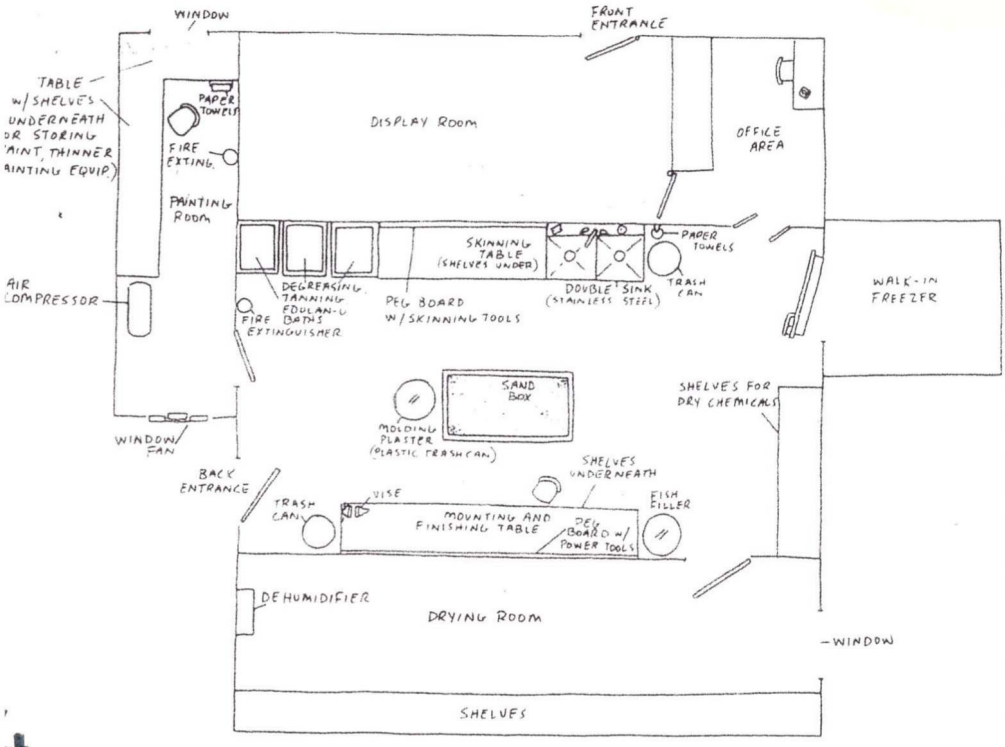
Tools, Materials

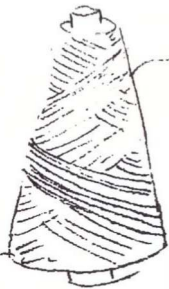
CHAPTER 3

Working in an an environment that allows maximum efficiency and production begins with a well formatted shop, sufficient equipment, stock and above all organization.

8 Lab Setup

STR






(cotton spool
(red))

FFYS



Hand-drawn text in red ink, possibly a name or date.

Light
days

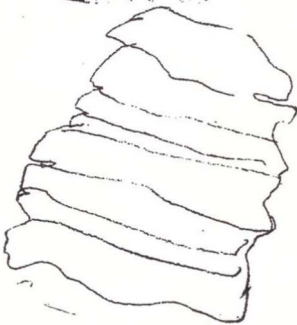


Scalpel blades


Scalpel handles
(remove & replace
carefully...)



Tan
liquid



Cotton
wool stuffing



Safety
pins

How to Source the Dead Animal



Christina Stadlbauer

Pet Kill

Road Kill

- Pet Stores sell frozen Rats
(as Snake Food)
- Deceased Pets
- Pets bring home dead
Animals

! Freeze as soon as possible





PATRIC KAUFMANN

RAE TAXIDERMIA PIXELACHE 2016
 AT TEMPORARY HELSINKI 12/061

On Drawing of Animals

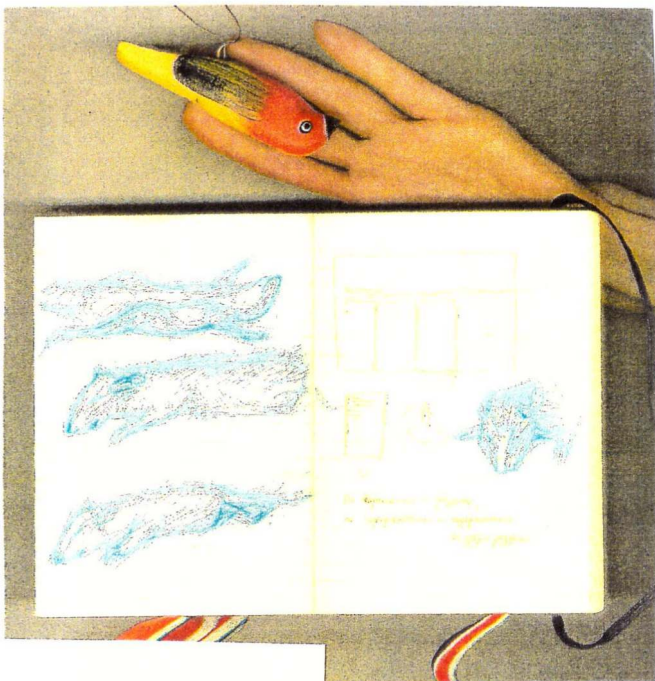
As Europeans traveled more to the new world, their knowledge of animals increased, but they still lacked the ability to paint them as realistically as they might like because the animals were typically killed before they were painted. Even when the artists themselves killed an animal (and they killed many) they struggled with the problem of painting it as rapidly as possible to capture its color and texture before it decayed.

"Political Animals" J. Donahue, E. Tump 2007
 "Public Art in American Zoos and Aquariums"



ANNA KHOLINA

Anna
Kholina



Aferthoughts on Hakteria taxidermy workshop

or

The practice of taxidermy for discovering your inner hypocrite

The more I think about it, the more I see how big of a hypocrite I am. Touching, cutting and removing the insides of a dead animal is not in many ways different than any other practice involving hands and dead bodies, for example, cooking. But it was different for me during the workshop. Even looking at the process made me shiver inside. After a while, I figured why. Stuffed toy animals sold in Harrods or wooden cut birds are cute, stuffed dead rats are not. Difference? The guilt of taking a creature's life? But what about the animals that die of natural causes or because of non-taxidermy related reasons? Still feels not right? Of course. The process of taxidermy uncovers one of humans' biggest fear - that of own death. It highlights the physicality of this process, the materiality of what many people want to consider as distant and as mystified as possible. Interaction with a dead animal elicits a stream of what I first mistakenly thought to be compassion. In reality, it was a fear for my own life. Nothing like this happen when I touch stuffed toy animals, because they are intentionally made more abstract, more schematic than real creatures. But the most shocking discovery was that this fear is driven by nothing else than my and anyone else's ability to emphasise and experience, through the other (not quite anymore) living organism, the direct physical consequences of death. So I started drawing the dead rats. Because they were actually beautiful, fear and prejudice aside.

Thes!

8

Getting Started

Just do it!



TEMPORARY

10 SEP 2016 17:00 - 21:00 HACKTERIA'S EMPATHETIC TAXIDERMIA LAB
EXPERIMENT #1.2.2: LAB INAUGURATION

The poster features a collage of images including a 'HOUSE' sign, a 'MOUSE' sign, a 'Peterson' sign, and various lab equipment like bottles and containers. A pink laurel wreath with 'HACKTERIA' and 'APPROVED' is overlaid on the right side.



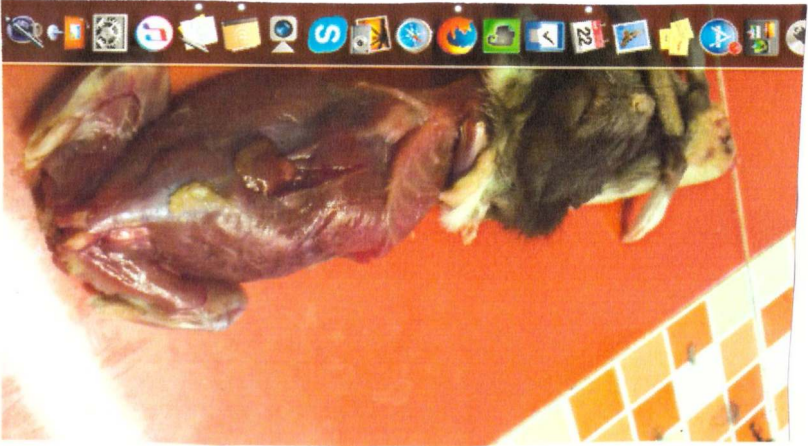
TEMPORARY
www.temporary.fi

17 - 18 SEP 2016 HACKTERIA'S EMPATHETIC TAXIDERMIA LAB
EXPERIMENT #1.2.5: NEXT GEN TAXIDERMY 2.0 KIT MAKING

PI:ELACHE 22 - 25 Sep 2016 Presentation 24. Sep, 11-14h

The poster features a collage of images including a 'Peterson' sign, a 'MOUSE' sign, and various lab equipment like bottles and containers. A pink laurel wreath with 'HACKTERIA' and 'APPROVED' is overlaid on the right side.

Kira O'Reilly



Thx, Kira!

taxidermia text - Edited

As I moved the scalpel tip through the fur and down the mid-line of the rat from sternum to lower belly, a series of other cuts of similar delicacy and with identical blades arose in re-cognition.

Cuts of pig and mice bodies to harvest biopsies from which to culture, cuts of my body to harvest tacit openings. Cuts of any bodies to create suspensions of inside and out. I pierced the sack like fascia and the blood red guts bulged through the little hairsbreath slit.


As I and my fellow nascent taxidermists manipulated skin away from flesh with our fingers, rat body separated into components, to decompose into inside and outside. And Outside of inside. And inside of outside.

As the skin came away from the interior structuring shape, with discerning snips of tiny bones, of gristly collagen full tail, and of crunchy skull; the empty wrapping of focus. All focus of object.

One whole wounde
Flayed ratty interior.
RwO
Skin and fur sack.
Surface and depth.

It's a grotty, grisly, artful job, a have dawdled outside the windows of S chalk discreet darts that will manipu

Her nipples tugged at strange identifi below her skin that I grew bored tryi She fell away and into furry skin bag and modelled. refigured with new stuff won't go off.

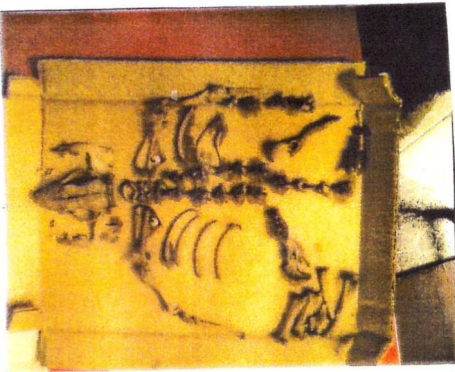


Species: _____

Date: _____ Garden: _____

Artist: _____

Notes: _____) _____



silhouibzz

32 likes

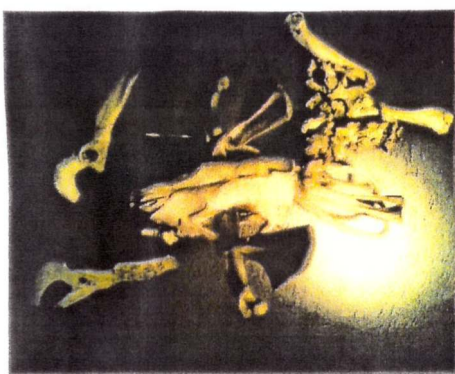
Went to this Hackera's empathetic tadermia lab today at Temporey Komus Ulla. This is my sacred space and I hope to become a part of it. To be continued...
 Temporey Aesthetics Plastidemy
 Finishing Artinaboyter #Borser
 Johanneskotala53 Katsen arsin, etis se on pizzabalkokasi!



silhouibzz

46 likes

Today! Got a chance to visit the natural history museum of Helsinki with the taxidermy workshop crew. We got a private tour from the conservators in the exhibition, but also in their studio. So Fucking Cool!
 #Helsingin Zooloogia ja Antropologia
 #Helsingin Luonnontieteellinen Seuran Keskus



silhouibzz
Komus Inna

hyhanna and kaffejanna like this

silhouibzz Hedding 2.0 at Hackeras empathetic tadermia lab at temporey



silhouibzz
Komus Inna

Be the first to like this.

silhouibzz Making of a ensem...



TAXIDERMY

FUN EXPERIMENTS FOR KIDS WITH DECEASED PETS


FOR CHILDREN



Juha Huuskonen

September 17 at 12:57pm · Instagram · €

My daughter Aava (7 years) just removed the skin of this mouse, phase one of taxidermy. No feelings of repulsion or anything. Thx for the session Marc Dusseiller Dusjagr #temporaryfi #pixelatche



Juha Huuskonen This post deserves a little extra explanation -

The main reason why I went to this taxidermy workshop with Aava was that she clearly expressed her interest to take part. Earlier on I showed her a couple photos from the workshop and told her that my friend Marc is organising them. She was very curious about the whole process and Marc was kind enough to organise a morning session for kids (eventually the other kids did not show up, so it was just me & Aava).

Aava's reaction to the mouse was a combination of compassion towards the cute, dead mouse and rational, straightforward understanding of the fact that it's dead, and therefore taking the skin off will not hurt it. It's pretty remarkable how easily the skin comes off - it's like stripping off a jacket. One gets a very tangible understanding that our bodies are made of different parts, and that they can be attended separately, in case of an illness or injury. We also had a look at a few books about taxidermy, and had a talk about where the mouse came from (Marc bought it in a pet shop, they are sold as food for snakes and such). All in all this short session turned out to be an intense, deep journey in topics of life/death.

Unlike Reply 16 · September 17 at 10:56am

Aime Vitrkilä Accorsi Wow! What a experience?! The best way to learn things in life is experiencing for sure she will never forget that and luck her to have a empowering and supportive father to go for through that journey together! This is a great parenting practice in the best way (I don't believe I could be able to have this role in that sense 😊 well done! 😊)

Like Reply · September 18 at 9:44am

Kata Tonic Drescher I am not even sure I could do that. Respect, she is a born scientist!

Like Reply 1 · September 19 at 11:16am



15



Kira O'Reilly

September 10 at 10:47am

Tuedermy sound track list?

Like Comment Share

Andrew Quilleyer, Kirby High and 10 others

Erich Berger pretty much everything from Carcass

Like Reply September 10 at 10:13am

Kira O'Reilly Gosh yes!

Like Reply September 10 at 10:30am

Like Reply

Kira O'Reilly <https://www.youtube.com/watch?v=M3YzuzwK44>



Screamin' Jay Hawkins - Alligator Wine

Like Reply

Like Reply September 10 at 10:32am

Kira O'Reilly <https://www.youtube.com/watch?v=Z9FJXtIUUg4>



The Birthday Party - Release the Bats

E.P. - Release the Bats - 1983 Country Australia <http://www.discogs.com/Birthday-P>

Like Reply September 10 at 10:37am

Zack Dentfied <https://www.youtube.com/watch?v=qEzJWbIRXM8>



Lorez Alexandria - Endless

Like Reply

Like Reply September 10 at 10:41am

Derek Hales <https://www.youtube.com/watch?v=Zuz3BmKAInU>



Carcass - Reek of Putrefaction [Full Album]

Like Reply

Like Reply September 10 at 10:42am

Andy Gracie <https://www.youtube.com/watch?v=wJVpihgWEl8>



TISM - If your creative, Get stuffed - 1998.

Like Reply

Like Reply September 10 at 10:43am

Kira O'Reilly I wish you were here at the mammoth party, but you will be in fits?

Like Reply September 10 at 10:43am

Andy Gracie I was going to deliver a talk, but sadly have had to pull out was really looking forward to catching with you and numerous others.

Like Reply September 10 at 10:43am

See more replies

The soundtrack:

From Kira O'Reilly

Screamin' Jay Hawkins - Alligator Wine

<https://www.youtube.com/watch?v=M3YzuzwK44>

The Birthday Party - Release the Bats

<https://www.youtube.com/watch?v=Z9FJXtIUUg4>

From Viktor Wynd

farmyard filth by the tiger lilies

<https://www.youtube.com/watch?v=qEiMG2z3Hr4>

<https://www.youtube.com/watch?v=Z9FJXtIUUg4>

Flanders and Swann - The Gnu Song

<https://www.youtube.com/watch?v=OPG06s1lBhw>

From Antti Ahonnen

Selfish Shellfish: Marsu / Guinea Pig

<https://www.youtube.com/watch?v=ZjcdSjZnxa0>

Rat Pack Fantazia Takes you into 93

<https://www.youtube.com/watch?v=Oar2X3m2f7A>

From Sepe Vaisanen

Throbbing Gristle Hamburger Lady

<https://www.youtube.com/watch?v=0BFTneSsNJ0>

From Zack Dentfied

Things To Come - Come Alive (1968)

<https://www.youtube.com/watch?v=qEzJWbIRXM8>

Judee Sill - The Donor

<https://www.youtube.com/watch?v=ZeITxqrAOws>

African Head Charge dinosaur's lament 1989

<https://www.youtube.com/watch?v=nmBAz2wkQTE>

Moondog - Suite Equestria

<https://www.youtube.com/watch?v=nkNpO3E8qFO>

Lorez Alexandria - Endless

<https://www.youtube.com/watch?v=qMSJoNwwR4>

From Derek Hales

Carcass - Reek of Putrefaction

<https://www.youtube.com/watch?v=Jz3l-5X4jLM>

From Andy Gracie

TISM - If your creative, Get stuffed - 1998.

<https://www.youtube.com/watch?v=Zuz3BmKAInU>

The Animals - We Gotta Get Out Of This Place

<https://www.youtube.com/watch?v=wJVpihgWEl8>

From Andrew Lahman

Roy Brown Butcher Pete part 1 and 2

<https://www.youtube.com/watch?v=2Fc1wr3dYxU>

From David Fanning

Hair - I Got Life

<https://www.youtube.com/watch?v=-1LRD3DiFAo&feat>

From Robert Pacitti

Frank Sinatra (Live) - I've Got You Under My Skin

<https://www.youtube.com/watch?v=FISKXxWqA4w>

From Erich Berger

Godflesh - Like Rats

<https://www.youtube.com/watch?v=cixczZF0A10>

From John Bowers

Big Yellow Taxi - Joni Mitchell

<https://www.youtube.com/watch?v=94bdIMSCdw20&leatu>

From Sarah Armstrong

Roky Erickson - Two Headed Dog (Red Temple Prayer)

<https://www.youtube.com/watch?v=F7aLXehSXAg>

From James Duncalf

KLEENEX ü 1979

<https://www.youtube.com/watch?v=EpY86W2e3BA>

From Andrew Patterson

RATPACK's live at Fantazia 1993

<https://www.youtube.com/watch?v=Oar2X3m217A>

UB40's There's a Rat in the Kitchen..


<https://www.youtube.com/watch?v=0zSWqJGTa-I>

From Walerian Borowczyk

Bob McFadden - The Mummy

<https://www.youtube.com/watch?v=0yy0KPxVmbc>

Andrew Lahman <https://www.youtube.com/watch?v=2F01y49HxU>



Roy Brown Butcher Pete part 1 and 2
Parts 1 and 2 of Butcher Pete by Roy Brown

Like Reply

David Fanning <https://www.youtube.com/watch?v=119131847A0>



Hair - I Got Life
I got life, mother I got wiggins, sister I got freedom, brother I got good times, man I got

Like Reply

Sepe Walsanen Scene ABBA? Now that you're in Helsinki? Just a thought X

Like Reply September 18 at 1:29pm

Robert Packri I've got you, under my skin

Like Reply September 18 at 1:29pm

Erich Berger Godflesh - Like Rats - could also be jolly in the background.
<https://www.youtube.com/watch?v=cixczZF0A10>



Godflesh - Like Rats
Track 1, Streetcleaner (1993) Godflesh's second release. This was their first full length.

Like Reply September 18 at 1:29pm

John Bowers Big Yellow Taxi.denny. <https://www.youtube.com/watch?v=94bdIMSCdw20>



Big Yellow Taxi - Joni Mitchell
I reuploaded this song from my old youtube account to this one. Hope you enjoy it...

Like Reply September 18 at 1:29pm

Sarah Armstrong <https://www.youtube.com/watch?v=F7aLXehSXAg>

ERICKSON



Roky Erickson - Two Headed Dog (Red Temple Prayer)

Like Reply September 18 at 1:29pm

James Duncalf For no reason! - <https://www.youtube.com/watch?v=EpY86W2e3BA>



KLEENEX ü 1979
sharp & nervous punk shot by this cherished gliband from Switzerland. title track of their...

Like Reply September 18 at 1:29pm

WhiteFeather Hatter! This is so appropriate, you don't even know!

Like Reply September 18 at 1:29pm

Kira O'Reilly Jolly good!

Like Reply September 18 at 1:29pm

Walter Wyrso farmyard Mh by the tiger likes


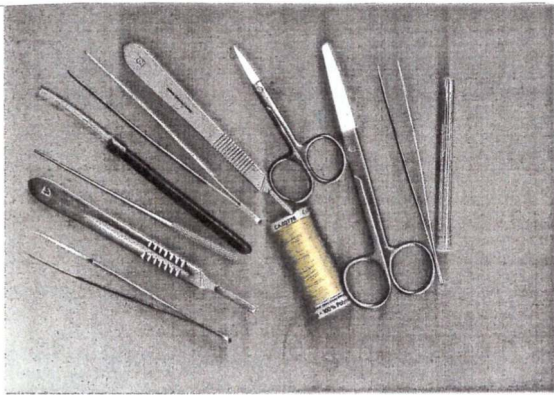
Like Reply September 18 at 1:29pm

Walter Wyrso farmyard Mh by the tiger likes

Like Reply September 18 at 1:29pm

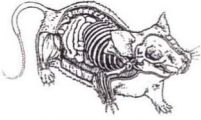
77

What is the Role of a Kit?



THE TAXIDERMIST'S WORKSHOP

Despite the mystical appeal of preserving life through taxidermy, there is nothing especially difficult nor mysterious about the process. Most of the tools and materials required can be found in the average household (even the mice) or online and are listed below. Or you can buy a complete kit with this book from www.afieldguide.org



The mouse
Mus musculus or the common house mouse is one of the most widely distributed and successful mammal species living in the world. They are also a popular reptile delicacy. We source our mice from frozen pet food suppliers of which there are several online.



Borax
Borax (aka sodium tetraborate) can be found in many domestic detergents, anti-fungal compounds, and fire retardant agents. It even made its way into the food world as the additive E285 before it was banned for this use in many countries. In taxidermy, it is used as a curing agent and can be easily bought on eBay.



Tanning Solution
We use Liqua-tan™ from JHT Supplies. It preserves (tans), degreases, cleans, and removes odours.



Surgical gloves
Keep your gloves on until after you've washed your mouse.



Super glue
Also known as cyanoacrylate. Any quality brand will do.



Hair dryer



Bucket of soapy water



Old toothbrush

TOOLS & MATERIALS



Cotton wool or wood wool
A handful of ordinary cotton wool is required to build the body base. Wood wool can also be used.



Yarn
Precut three lengths: one at ninety-five cm and two at five cm



Galvanised wire
1 mm in thickness. Precut this into five pieces around ten cm each.



Scalpel or craft knife
Used for your first incision and for cutting through the bone.




Long needle nose pliers
To cut wire. Look for the size recommended for jewellers and electricians.



Needle nose tweezers
Similar to the type found in most cosmetic bags.




3 mm glass beads
Two beads will be used for the mouse's eyes. Black is the best colour though red can be used for albino mice



Needle and thread
Matched to the colour of the mouse's fur. Linen is recommended but polyester will suffice.




PVA glue
Used to secure the eyes.




Artists working with the formerly Living

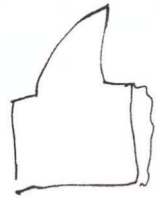

Damien Hirst



Gunter von Hagens



Damian Hirst



CAROLIE
SCHNEEMANN

post-post-post
MEDITA
NATION!
THE WAR WITH
RATS IS
OVER!

Dead

Interesting Resources




rogue - two headed



rogue - winged



MOUSE
Taxidermy
By:



DIE KUNST DER PRÄPARATION
KUNSZT PREPARATORSTWA

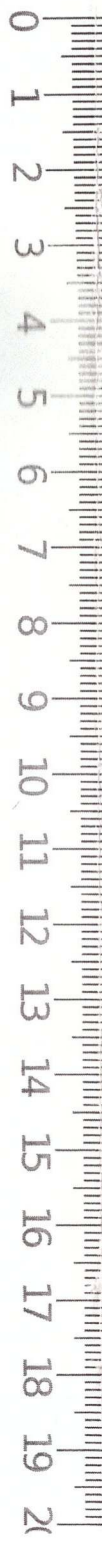


The Breakthrough
MAMMAL TAXIDERMISTRY
MANUAL



Bauer Handels GmbH
Wabergstr. 5, 8345 Adetswil, Schweiz

Katalog
Präparationsbedarf



TEMPORARY

20
16 / **PIELACHE
FESTIVAL**

